


Student Feedback Form								
	Total Students	Excellent(5)	Very Good(4)	Good(3)	Average (2)	Poor(1)	Total	
Course Organization	1221	39%	38%	16%	4%	4%	100%	
Academic/ Course contents	1221	38%	37%	17%	5%	2%	100%	
Depth of the courses covered	1216	34%	36%	21%	6%	3%	100%	
Learning values (in terms of skills, concepts, knowledge, analytical abilities or broadening perspectives)	1221	36%	38%	17%	5%	4%	100%	
Applicability/relevance to real life situations/ Academic contents	1221	33%	38%	20%	5%	4%	100%	
Relevance/ Learning value of Project/ Report	1221	36%	36%	19%	5%	4%	100%	
The Entire Syllabus is covered in time	1221	40%	37%	14%	5%	4%	100%	
The Teacher discusses topics and interacts course contents in the class	1221	47%	33%	13%	5%	3%	100%	
Communication skills of the Teacher	1221	50%	33%	11%	3%	3%	100%	
The Teacher is punctual in the Class	1221	49%	31%	12%	4%	3%	100%	
The Teacher comes well prepared for the class.	1221	52%	31%	10%	3%	3%	100%	
The Teacher encourages participation and discussion in class.	1221	50%	32%	10%	4%	3%	100%	
Use of modern teaching aids, handouts, suitable references, power point presentations, web-resources etc	1221	40%	35%	15%	5%	5%	100%	
Teacher's attitude towards the students is friendly and helpful	1221	49%	33%	12%	4%	3%	100%	
The Teacher is available and accessible in the department	1221	50%	31%	11%	5%	3%	100%	
Evaluation process is fair and unbiased	1221	41%	35%	16%	5%	3%	100%	
Regularly and timely feedback is given on the performance	1221	42%	34%	15%	4%	4%	100%	
Periodical assessments are conducted as per schedule	1221	44%	35%	14%	4%	2%	100%	
Student Teacher relationship	1221	48%	33%	11%	4%	4%	100%	
Library facilities	1221	39%	34%	16%	6%	6%	100%	
Computer facilities	1221	35%	33%	17%	9%	6%	100%	
Hostel facilities	1221	30%	30%	22%	10%	9%	100%	




Feedback from Alumni for design and review of the curriculum of the program 2022-23						
S.No	Excellent	Very Go	Good(3)	Average	Poor(1)	Total
How do you rate the relevance of the courses/ papers in relation to the degree/ programme?	6%	11%	12%	16%	56%	100%
How do you rate the offering of electives in relation to the latest trend in the subject?	6%	11%	12%	26%	44%	100%
How do you rate the courses/ papers that you have studied in relation to your current job?	8%	10%	12%	30%	40%	100%
How do you rate the usefulness of the programme/degree in developing your personality?	7%	9%	12%	22%	50%	100%
How do you rate the sequence of courses included in the syllabus?	8%	10%	11%	20%	51%	100%
How do you rate the availability of reading material regarding the curriculum?	8%	10%	15%	23%	44%	100%
How do you rate the usefulness of curriculum of the program in fulfilling your expectations?	6%	10%	18%	28%	39%	100%
How do you rate the overall structure of the curriculum of the program you have passed?	8%	9%	13%	23%	47%	100%



**Prof. (Dr.) Sanket Vij**  
**Dean Academic Affairs**  
**BPSMV, Khanpur Kalan**

### Feedback from Employers for Design and Review of the Curriculum 2022-23


S.No	Total	Excellent(5)	Very Good(4)	Good(3)	Average (2)	Poor(1)	Total
How do you rate the effectiveness of the present curriculum for employability of students?	35	14%	14%	23%	17%	31%	100%
How do you rate the effectiveness of curriculum for development of entrepreneurship?	36	17%	17%	22%	25%	19%	100%
How do you rate the contents of the present curriculum in relation to the latest trend in the subject?	36	14%	14%	22%	22%	28%	100%
How do you rate the depth in the contents of the curriculum?	36	22%	17%	8%	31%	22%	100%
How do you rate the effectiveness of current curriculum in developing skill oriented human resources?	36	19%	17%	22%	11%	31%	100%
How do you rate the effectiveness of current curriculum in developing research aptitude in the students?	36	17%	14%	17%	22%	31%	100%



**Prof. (Dr.) Sanket Vij**  
Dean Academic Affairs  
BPSMV, Khanpur Kalan

**Feedback from Employers for Design and Review of the Curriculum 2022-23**

S.No	Total	Excellent(5)	Very Good(4)	Good(3)	Average (2)	Poor(1)	Total
How do you rate the effectiveness of the present curriculum for employability of students?	35	14%	14%	23%	17%	31%	100%
How do you rate the effectiveness of curriculum for development of entrepreneurship?	36	17%	17%	22%	25%	19%	100%
How do you rate the contents of the present curriculum in relation to the latest trend in the subject?	36	14%	14%	22%	22%	28%	100%
How do you rate the depth in the contents of the curriculum?	36	22%	17%	8%	31%	22%	100%
How do you rate the effectiveness of current curriculum in developing skill oriented human resources?	36	19%	17%	22%	11%	31%	100%
How do you rate the effectiveness of current curriculum in developing research aptitude in the students?	36	17%	14%	17%	22%	31%	100%



**Prof. (Dr.) Sanket Vij**  
 Dean Academic Affairs  
 BPSMV, Khanpur Kalan



Feedback from Teachers							
S.No	Excellent(5)	Very Good(4)	Good(3)	Average (2)	Poor(1)	Total	
Board of studies is taking care to ensure the concurrency and relevance of the program offering	36%	36%	27%	0%	0%	100%	
The curriculum has been updated as and when required	36%	55%	9%	0%	0%	100%	
Representation from industry is helpful in designing and improving the courses	9%	55%	36%	0%	0%	100%	
The system followed by the University for the design and development of curriculum is effective	36%	18%	45%	0%	0%	100%	
Freedom to contribute my ideas on curriculum design and development is available	27%	27%	45%	0%	0%	100%	
Freedom to contribute my ideas on curriculum design and development is available	36%	27%	27%	9%	0%	100%	
Employability is considered in curriculum design and development	27%	18%	45%	9%	0%	100%	
The admission process adopted by the University is effective	45%	18%	27%	9%	0%	100%	
The University is able to attract meritorious students	45%	27%	9%	18%	0%	100%	
Student centered learning resources are available in the University	27%	27%	18%	27%	0%	100%	
The Faculty are updating their knowledge and skills	36%	36%	18%	9%	0%	100%	
Academic calendar is followed	36%	36%	18%	9%	0%	100%	
The library is managed and utilized effectively	36%	27%	18%	9%	0%	100%	
Library timings are convenient	36%	27%	9%	27%	0%	100%	
Adequate learning resources are provided	27%	36%	9%	27%	0%	100%	
Encouragement to organize seminars/workshops/symposia/conferences	27%	36%	27%	9%	0%	100%	
Encouragement to participate in seminars/workshops/symposia/conferences	45%	27%	18%	9%	0%	100%	




**Prof. (Dr.) Sanket Vij**  
Dean Academic Affairs  
BPSMV, Khanpur Kalan

The teachers are encouraged to undertake extension service programs	36%	27%	27%	9%	0%	100%
The teachers are encouraged to establish linkage with Industry	27%	27%	27%	18%	0%	100%
The teachers are encouraged to take-up consultancy services	36%	27%	18%	18%	0%	100%
The examination system followed by the University is effective	36%	27%	18%	9%	9%	100%
The teachers are encouraged to carry out research	36%	27%	27%	9%	0%	100%
The merit of the teachers is recognized	27%	27%	27%	0%	18%	100%
Adequate class rooms and furniture available	55%	36%	9%	0%	0%	100%
The labs are adequately equipped	18%	45%	18%	18%	0%	100%
Sufficient toilets available for faculty and students	64%	27%	9%	0%	0%	100%
Sufficient toilets available for faculty and students	64%	27%	9%	0%	0%	100%
The buildings and furniture are well maintained	45%	36%	18%	0%	0%	100%
Optimal utilization of infrastructure available in the department	36%	45%	18%	0%	0%	100%
Adequate parking facilities	55%	18%	9%	9%	9%	100%
Roads are well maintained	55%	27%	9%	9%	0%	100%
Adequately water resources are provided	36%	45%	18%	0%	0%	100%
Adequate Sports infrastructure	55%	45%	0%	0%	0%	100%
Sincere efforts are being done by the administration for the development of the University	45%	36%	9%	9%	0%	100%
The administration is accessible	45%	36%	9%	9%	0%	100%
The quality initiatives taken up during the last academic year are contributing for improvement	55%	36%	9%	0%	0%	100%
The MoU entered by the university enhance the scope for mutual cooperation with Institution and Research Organizations of repute	45%	27%	9%	18%	0%	100%
The faculty is given freedom to express their opinions	45%	18%	18%	18%	0%	100%

  
**Prof. (Dr.) Sanket Vij**  
 Dean Academic Affairs  
 BPSMV, Khanpur Kalar

The IQAC is working well for promoting quality in the institution	73%	9%	18%	0%	0%	100%
The University is providing adequate opportunities and support to the Faculty	55%	9%	36%	0%	0%	100%

  
**Prof. (Dr.) Sanket Vij**  
 Dean Academic Affairs  
 BPSMV, Khanpur Kalan



## Department of Social Work Report on Student feedback

The students of Department of Social Work received feedback on the teaching learning mechanism during academic session 2022-23 in which total 18 students' responded. The response is as follows

**With regards to course organization** 56% students replied excellent 33%, said very good 6%, good 6% average.

**On Academic course content** 44% students replied excellent, 39% said very good 17%.

**Depth of course covered** 44% students replied excellent, 28% said very good, 22%.

**Learning values (in terms of skills, concept, knowledge, analytical abilities or broadening perspective)** 33% students replied excellent, 61% said very good and 6% poor.

**Applicability/ relevance to real life situation/academic contents** 61% students replied excellent, 28% said very good, 6% good, 6% average.

**Relevance/ learning value project/ Report** 44% students replied excellent, 44% said very good, 6% replied good.

**The entire syllabus is covered in time** 72 % students replied excellent, 17% said very good, 6% good.

**The teachers discuss topic and interacts course contents in classtime** 67% students replied excellent 17% said very good, 11% good, 6% replied as average.

**Communication skills of the teachers** 72% students replied excellent, 17% said very good, 6% replied good and another 6% replied average.

**The teacher is punctual in the class** 67% students replied excellent, 22% said very good, 6% good.

**The teacher come well prepared for the class class** 83% students replied excellent and 17% students replied good.

**Use of modern teaching aids, hand-outs, suitable references, power point presentations, web-resources etc class** 56% students replied excellent, 17% said very good, 22% said good, and only 6% replied as poor.

**Teacher's attitude towards the students is friendly and helpful** 56% students replied excellent, 33% said very and 12% replied as good.

**The Teacher is available and accessible in the department** 56% students replied excellent, followed by 33% who said very good, and 12 % replied average.

**Evaluation process is fair and unbiased** 50% students replied excellent, 28% said very good, 17% good, 6% average and 0% poor

**Regularly and timely feedback is given on the performance** 61% students replied excellent, 33% said very good, 6% good.

*Manjira*  
DEPT. OF SOCIAL WORK  
B.P.S.V.

*Dupali Meher*

**Periodical assessments are conducted as per schedule** 44% students replied excellent. 44% said very good. and 12 replied as average.

**Student Teacher relationship** 61% students replied excellent. 28% said very good. 12% replied good. 6%average.

**Library facilities** 44% students replied excellent, 33% said very good, 17% good, 0%averageand 6% poor

**Computer facilities** 33% students replied excellent,17% said very good,28% good,11%averageand 11% poor

**Hostel facilities** 28% students replied excellent, 39% said very good,22% good, 6%averageand 6% poor

**Lab Facilities** 28% students replied excellent. 33% said very good,17% good, 17%averageand 6% poor

**Research Facilities** 33% students replied excellent,33% said very good. 17% good. 6%averageand11% poor

**Extra-Curricular Facilities** 44% students replied excellent,28% said very good,17% good 6% average and 6% poor

**Sports Facilities** 44% students replied excellent. 22% said very good,17% good,6% average and 11% poor

**Health Care Facilities** 33% students replied excellent, 28% said very good, 22% good, 0%averageand17% poor

**Recreational Facilities** 28% students replied excellent, 33% said very good,22% good, 6%average and 11% poor

**Extension Activities** 50% students replied excellent. 28% said very good, 6% replied good,11% average and 6% responded poor

**Training and Placement opportunities** 61% students replied excellent, 28% said very good. 12 % replied average.

**Audio Visual facilities** 39% students replied excellent, 28% said very good, 22% good, 6%average and 6% poor

**Students' counselling/ Grievance Handling** 28% students replied excellent, 28% said very good, 28% good, 6%average and 11% poor

**Students' involvement in the decision making**33% students replied excellent. 33% said very good,11% good,17%averageand 6% poor

The report will be discussed in the staff council meeting and will be considered for improving teaching learning experiences in the upcoming academic sessions.

*[Signature]*  
DEPARTMENT OF  
SCHOOL WORK

*[Signature]*  
Deepali Math

## Feedback Analysis from Teachers Session 2022-23

Feedback from teachers has been taken about the curriculum for the session 2022-23. The analysis of feedback is given below:

- 78.9% of teachers have rated the system followed by the university in designing and developing the curriculum as excellent and 21.1% have said that it was very good.
- 78.9% of teachers have said that over all structure of the existing curriculum is excellent and 21.1% have said that it is very good.
- 78.9% of teachers have rated the depth of the contents in existing curriculum is excellent, 15.8% have said that it is very good and 5.3% have rated it as good.
- 68.4% of teachers have rated the offerings of electives in relation to the latest trend in the subject as excellent and 31.6% have said that it is very good.
- 68.4% of teachers have rated the effectiveness of the existing curriculum in developing research aptitude in students as excellent and 31.6% have said that it is very good.
- 63.2% of teachers have rated the balance between theory and practical applications in the existing curriculum as excellent and 36.8% have said that it is very good.

*Sushil*

*Ankur Baly*

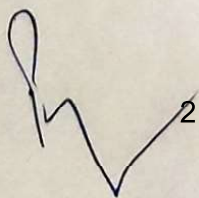
*[Signature]*



## Feedback Analysis from Students Session 2022-23

Feedback from students has been taken about the curriculum. The analysis of feedback is given below:

- 35.9 % students rated the relevance of the courses as excellent in relation to their programme. 34% students have rated it very good and 26.2% has rated it good. Only a few 3.9% students have said it was average, but no one has rated it poor.
- 24.3% have said that there is excellent sequence of topics in the units of courses. 39.8% have said it very good, 31.1 rated it as good. Only a few 4.8% students have said it was average, but no one has rated it poor.
- 23.3 % students rated the offerings of electives in relation to the latest trend in the subject as excellent. 34% students have rated it very good and 35.9% has rated it good. Only 6.8% students have said it was average, but no one has rated it poor.
- 39.1 rated the usefulness of the programme/degree in developing the personality as excellent. 23.3% students have rated it very good and 37.9% has rated it good. 7.8% students have said it was average, only 1.9% has rated it poor.
- 32% rated the sequence of courses included in the syllabus as excellent. 35% students have rated it very good and 28.2% has rated it good. Only 4.9% students have said it was average, but no one has rated it poor.
- 28.2% rated the availability of reading material regarding the curriculum as excellent. 31.1% students have rated it very good and 29.1% has rated it good. Only 11.7% students have said it was average, but no one has rated it poor.
- 26.2% students have said that curriculum of the programme/degree is excellent in fulfilling their expectations. 35% students have rated it very good and 31.1% has rated it good. Only 6.8% students have said it was average, but no one has rated it poor.
- 31.1% students have rated the usefulness of the curriculum in terms of employability. 32% students have rated it very good and 26.2% has rated it good. 9.7% students have said it was average, only 1% has rated it poor.



Arjun Bajaj

## Feedback Analysis from Alumni Session 2022-23

Feedback from Alumni has been taken about the curriculum for the session 2022-23. The analysis of feedback is given below:

- 30 % alumni rated the relevance of the courses as excellent in relation to their programme. 55% alumni have rated it very good and 15% has rated it good.
- 25% alumni have said that there is excellent sequence of topics in the units of courses. 40% have said it very good, 30% rated it as good. Only a few 5% students have said it was poor.
- 25 % alumni rated the offerings of electives in relation to the latest trend in the subject as excellent. 40% alumni have rated it very good and 25% has rated it good. Only 5% students have said it was average, 5% rated it poor.
- 30 rated the usefulness of the programme/degree in developing the personality as excellent. 40% alumni have rated it very good and 20% has rated it good. 5% alumni have said it was average, only 5% has rated it poor.
- 25% rated the sequence of courses included in the syllabus as excellent. 45% alumni have rated it very good and 25% has rated it good. Only 5% alumni have said it was average, but no one has rated it poor.
- 15% rated the availability of reading material regarding the curriculum as excellent. 55% alumni have rated it very good and 20% has rated it good. Only 10% alumni have said it was average, but no one has rated it poor.
- 20% alumni have said that curriculum of the programme/degree is excellent in fulfilling their expectations. 35% alumni have rated it very good and 40% has rated it good. Only 5% alumni have said it was average, but no one has rated it poor.
- 25% alumni have rated the usefulness of the curriculum in terms of employability. 40% alumni have rated it very good and 30% has rated it good. Only 5% alumni have said it was average, but no one has rated it poor.

PZ  
Ajmal  
3

Susheela